

# **SOUTH WESTERN**

## **SCHOOL DISTRICT**

**2011 - 2012**

**BUDGET**

**EXPLANATION**

**Final Budget Adoption**

**June 7, 2011**

*NOTE: This document was prepared primarily for the purpose of clarifying and explaining the 2011-2012 General Fund Budget which is available for examination upon request to the Business Administrator.*

# South Western School District

## MISSION STATEMENT

*The South Western School District is dedicated to providing a continually improving educational environment, through a cooperative effort with the family and the entire community, in which students are encouraged and expected to achieve their full potential, to express themselves clearly, to think reflectively, and to interact responsibly in preparation for lifelong personal growth.*

Adopted October 24, 1990

Revised March 25, 2002

## OUR BELIEFS

- ◆ All students are unique, can be successful and are entitled to a quality education that will help each to reach his or her potential.
- ◆ Every staff member has the responsibility to be a model of effective communication, cooperation, and lifelong learning.
- ◆ Quality education requires the cooperation and support of students, parents, staff, and the community.
- ◆ Responsible behavior is nurtured in a learning environment that provides opportunities for students to make and be held accountable for their decisions.
- ◆ Quality education provides a myriad of learning opportunities that helps each student develop confidence, teamwork, and compassion for others.
- ◆ The school environment must always be safe and promote the ideals of respect for others, a strong work ethic, and self-discipline.
- ◆ The utilization of new methodologies and technologies are essential to providing students a quality education in a constant changing world.
- ◆ Effective teaching addresses individual differences, promotes self-esteem, and encourages students to maximize educational opportunities.

Adopted September 25, 1996



# SOUTH WESTERN SCHOOL DISTRICT

## 2011-2012 General Fund Budget

### “Budget Message”



The goal of the South Western School District is to provide the best education for all students in the most fiscally responsible way. This goal becomes more challenging each year. In the coming year, the district will experience increases in costs for several areas. Tuition costs for students attending charter schools, alternative education and special education are projected to increase \$260,000, software costs are budgeted to increase by \$90,000, and retirement costs by \$1,400,000. These significant increases alone account for almost \$1,750,000 in additional expenditures for 2011-12.

With limited control over escalating costs and limited state funding, the district is forced to rely on local real estate taxes to provide financial stability. Therefore, the school board is recommending a .27 mill or 1.66% increase in the current district millage rate of 16.28 mills. This would increase the millage rate to 16.55 mills for the 2011-12 fiscal year. The .27 mill increase will provide the district with an additional \$496,554 in tax revenue to help offset the financial impact of the increases in expenditures. Based on the average residential assessed value of \$145,277 and a millage rate of 16.55, the average homeowner will pay approximately \$2,404 or \$39 more in real estate taxes in 2011-2012. South Western School District’s proposed tax increase equals the state approved index of .27 mills.

The District was notified by the Department of Education that we will receive \$1,118,458 in State Property Tax Relief. This equates to a reduction in assessed value of \$9,158 for approved homestead/farmstead properties. The reduction in actual dollars will be approximately \$151.56 for all approved properties.

Total proposed 2011-12 budgeted revenues are \$51,582,382. This represents a \$640,730 or 1.23% decrease over 2010-11 budgeted revenues of \$52,223,112. The proposed 2011-12 budgeted expenditures of \$53,876,496 are \$678,341 higher. This represents 1.28% higher than the 2010-11 budgeted expenditures of \$53,198,155. An estimated 2011-12 beginning fund balance of \$5,594,814 is not included as 2011-12 proposed revenue, but will help offset the budgetary shortfall between revenues and expenditures of \$2,294,114.



# **SOUTH WESTERN SCHOOL DISTRICT**

## **2011-2012 General Fund Budget**

### **“Budget Message”**



The budget includes a decrease in state funding for basic education, and an elimination of funding for the Accountability Block Grant and charter schools. The decrease in state funding for basic education is \$939,998 compared to the 2010-11 funding. The eliminated funding results in a \$762,422 decrease when compared to the 2010-11 budgeted amounts. While the potential exists for the district to receive additional state funding, the state budget has not been approved as of the district’s final budget adoption on June 7, 2011.

The local real estate tax base is anticipated to increase by \$17,785,151 or 0.95%, raising the value of a collected mill of tax to \$1,839,035. Local wage taxes are projected to increase \$90,000.

The budget includes approximately \$408,601 in salary and wage increases. There is no new staff included in the 2011-12 budget. The district has furloughed one professional staff position and demoted two other professional staff positions from full-time to part-time, saving \$173,000. Also, the district will not fill five positions of retiring professional staff, saving \$440,000.

While we regret the need to increase taxes, we strongly believe that a tax increase is needed to provide future financial stability and allow the school district to meet the continuing goal of providing students with challenging programs and outstanding educational opportunities that will prepare them for the challenges of the 21st Century. As always, we appreciate your continued support and assure you that we will continue to be fiscally prudent while offering the quality programs and services that our students deserve.

*Dr. Barbara A. Rupp, Superintendent*

**SOUTH WESTERN SCHOOL DISTRICT**  
**2011-2012 General Fund Budget**  
**Budget Summary**

Description	2010-11 BUDGET		2011-12 BUDGET		Increase Over 2010-11 Budget	
	Amount	%	Amount	%	Amount	%
<b>BEG. FUND BALANCE</b>	\$ 4,476,894		\$ 5,594,814			
<b><u>REVENUES</u></b>						
6000 Local	\$ 34,127,334	65.35%	\$ 34,888,088	67.63%	\$ 760,754	2.23%
7000 State	17,782,812	34.05%	16,211,971	31.43%	(1,570,841)	-8.83%
8000 Federal	312,966	0.60%	482,323	0.94%	169,357	54.11%
<b>Total Revenues</b>	\$ 52,223,112	100.00%	\$ 51,582,382	100.00%	\$ (640,730)	-1.23%
<b><u>EXPENDITURES</u></b>						
1000 Instruction	\$ 30,710,979	57.74%	\$ 31,743,465	58.92%	\$ 1,032,486	3.36%
2000 Supp. Services	15,083,027	28.35%	15,465,820	28.71%	382,793	2.54%
3000 Noninstruction	795,022	1.49%	815,895	1.51%	20,873	2.63%
5000 Debt / Transfers	6,609,127	12.42%	5,851,316	10.86%	(757,811)	-11.47%
<b>Total Expenditures</b>	\$ 53,198,155	100.00%	\$ 53,876,496	100.00%	\$ 678,341	1.28%
<b>END. FUND BALANCE</b>	\$ 3,501,851		\$ 3,300,700			

**SOUTH WESTERN SCHOOL DISTRICT**  
**2011-2012 Budget Revenues**

**LOCAL REVENUES**

6111	Real Estate (16.55 mills X \$1,839,035 - Est. value of collected mill)	\$ 29,317,576	**
6112	Interim Real Estate	200,000	
6113	Public Utility	42,920	
6114	Payment in Lieu of Taxes	3,088	
6151	Wage Taxes (.5%)	3,030,000	
6153	Realty Transfer Taxes (.5%)	460,000	
6400	Delinquent Taxes	850,000	
6500	Interest on Temporary Deposits/Investments	100,000	
6800	Revenue From Intermediate Sources	690,389	
6910	Rental Income	2,500	
6920	Contributions & Donations	1,000	
6940	Tuition	110,320	
6990	Miscellaneous	80,295	
	<b>TOTAL LOCAL REVENUES</b>		<b>\$ 34,888,088</b>

**STATE REVENUES**

7110	Basic Instructional Subsidy (ESBE)	\$ 9,046,557	
7140	Charter Schools	0	
7160	Section 1305 & 1306	159,855	
7240	Driver Education	0	
7250	Migratory Children	80	
7270	Special Education	1,970,424	
7310	Transportation	638,985	
7320	Debt Reimbursements	961,786	
7330	Medical, Dental & Nursing	78,454	
7340	PA Property Tax Reduction	1,118,458	
7500	PA Accountability Grant	0	
7810	Social Security	1,050,055	
7820	Retirement	1,187,317	
	<b>TOTAL STATE REVENUES</b>		<b>\$ 16,211,971</b>

**FEDERAL REVENUES**

<b>Total Estimated Revenues and Other Financing Sources</b>	<b>\$ 51,582,382</b>
<b>Estimated Beginning Fund Balance</b>	<b>\$ 5,594,814</b>
<b>Total Funds Available For Appropriations</b>	<b>\$ <u>57,177,196</u></b>

\*\* Net of State Property Tax Reduction Allocation as shown under State Revenues - 7340

**SOUTH WESTERN SCHOOL DISTRICT**  
**2011-2012 Budget Expenditures**

**INSTRUCTION**

<b>1100</b>	Regular Education	\$ 24,063,521	
<b>1200</b>	Special Education	5,583,649	
<b>1300</b>	Vocational Education	1,837,973	
<b>1400</b>	Other Instructional	<u>258,322</u>	
	<b>TOTAL INSTRUCTION</b>		<b>\$ 31,743,465</b>

**SUPPORT SERVICES**

<b>2100</b>	Pupil Personnel	\$ 1,707,271	
<b>2200</b>	Instructional Staff	2,541,102	
<b>2300</b>	Administration	2,762,807	
<b>2400</b>	Pupil Health	553,200	
<b>2500</b>	Business	472,275	
<b>2600</b>	Plant Services	4,344,953	
<b>2700</b>	Transportation	2,061,253	
<b>2800</b>	Central	983,459	
<b>2900</b>	Other Services	<u>39,500</u>	
	<b>TOTAL SUPPORT SERVICES</b>		<b>\$ 15,465,820</b>

**NONINSTRUCTIONAL**

<b>3200</b>	Student Activities	\$ 759,105	
<b>3300</b>	Community Services	<u>56,790</u>	
	<b>TOTAL NONINSTRUCTIONAL</b>		<b>\$ 815,895</b>

<b>5000</b>	DEBT SERVICE		<b>\$ 4,782,324</b>
-------------	--------------	--	---------------------

<b>FUND TRANSFERS</b>		<b>\$ 968,992</b>
-----------------------	--	-------------------

<b>BUDGETARY RESERVES</b>		<b>\$ <u>100,000</u></b>
---------------------------	--	--------------------------

Total Estimated Expenditures and Other Financing Uses		<b>\$ 53,876,496</b>
---	--	----------------------

Estimated Ending Fund Balance		<b>\$ <u>3,300,700</u></b>
-------------------------------	--	----------------------------

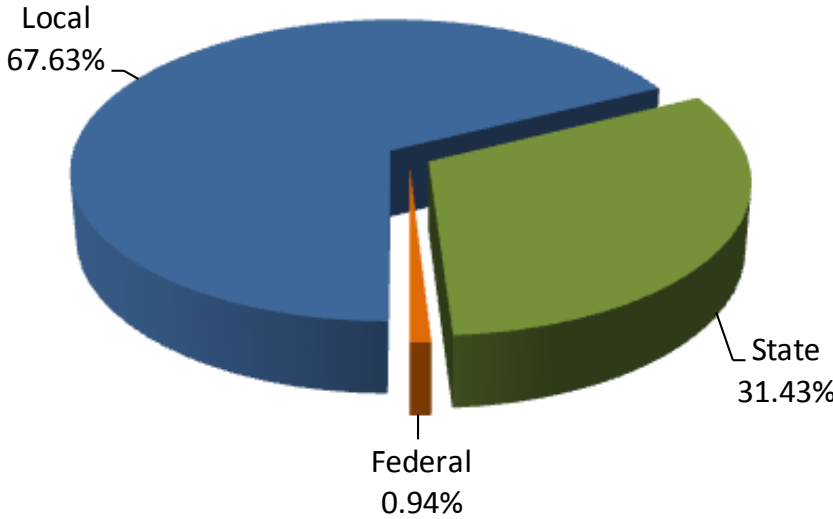
Total Appropriations and Ending Fund Balance		<b>\$ <u><u>57,177,196</u></u></b>
--	--	------------------------------------

# SOUTH WESTERN SCHOOL DISTRICT

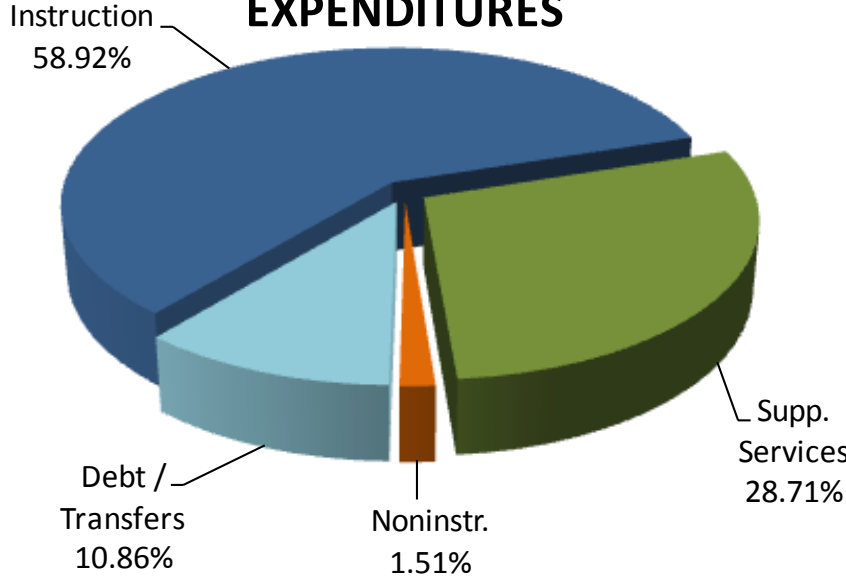
## 2011-2012 Budget

---

### 2011-12 PROPOSED REVENUES



### 2011-12 PROPOSED EXPENDITURES



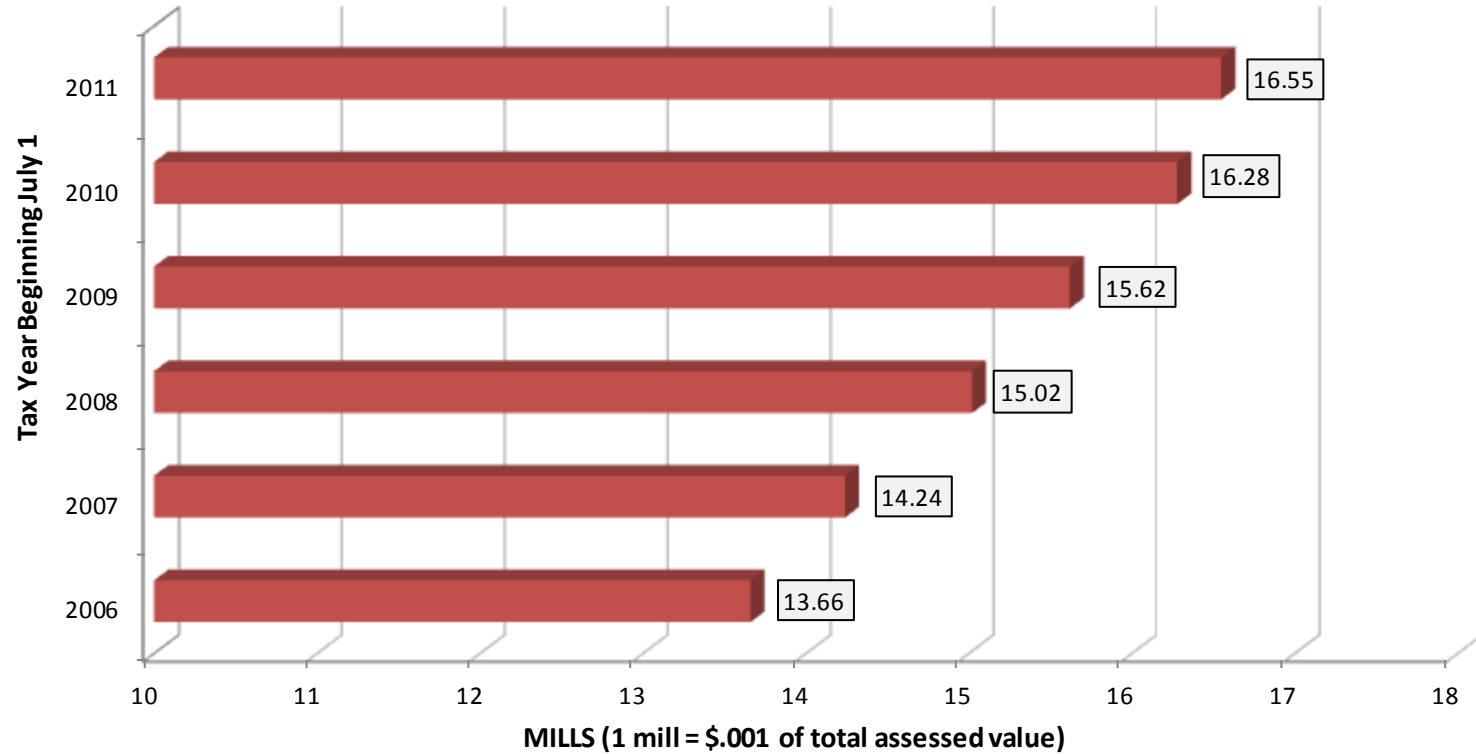


# SOUTH WESTERN SCHOOL DISTRICT

## Annual Millage Rate

(County-wide reassessment took effect January 1, 2006)

Average Annual Increase – 4.32%



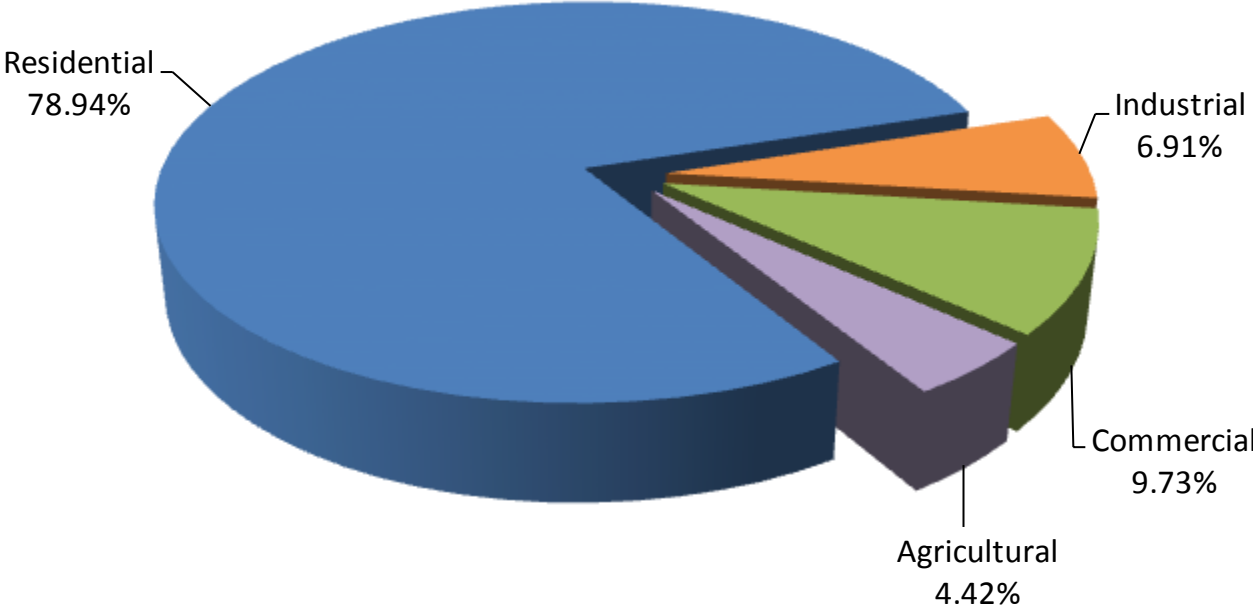
**CURRENT YEAR TAX MILLAGE RATE INCREASE – 1.66%**

# SOUTH WESTERN SCHOOL DISTRICT

## 2011-2012 Budget

---

### DISTRICT TAX BASE



**Total Taxable Assessed Value -- \$1,897,869,172**

# **SOUTH WESTERN SCHOOL DISTRICT**

## **2011-2012 Budget**

---

### **Tax Rates for York County School Districts**

<b>District</b>	<b>2010-11 Mills</b>	<b>Est. 2011-12 Mills</b>
<b>York City</b>	<b>29.54</b>	<b>30.51</b>
<b>Northeastern</b>	<b>23.28</b>	<b>23.72</b>
<b>Dallastown</b>	<b>22.26</b>	<b>22.26</b>
<b>Red Lion</b>	<b>22.0579</b>	<b>22.0579</b>
<b>Southeastern</b>	<b>20.4824</b>	<b>20.8511</b>
<b>Dover</b>	<b>20.33</b>	<b>20.33</b>
<b>York Suburban</b>	<b>20.171</b>	<b>20.453</b>
<b>West York</b>	<b>19.8121</b>	<b>19.8121</b>
<b>Spring Grove</b>	<b>19.13</b>	<b>19.47</b>
<b>Hanover</b>	<b>19.07</b>	<b>19.07</b>
<b>Eastern</b>	<b>18.85</b>	<b>19.19</b>
<b>Central York</b>	<b>17.76</b>	<b>17.76</b>
<b>Southern York</b>	<b>16.62</b>	<b>16.84</b>
<b>South Western</b>	<b>16.28</b>	<b>16.55</b>

# SOUTH WESTERN SCHOOL DISTRICT

## 2011-2012 Budget

---

### Tax Rates for York and Adams County School Districts

York County		Adams County	Equivalent
District	2010-11 Mills	District	2010-11 Mills
York City	29.54	Upper Adams	25.40
Northeastern	23.28	Fairfield	21.99
Dallastown	22.26	Bermudian	21.395
Red Lion	22.0579	Gettysburg	21.23
Southeastern	20.4824	Littlestown	20.5575
Dover	20.33	Conewago Valley	20.10
York Suburban	20.171		
West York	19.8121		
Spring Grove	19.13		
Hanover	19.07		
Eastern	18.85		
Central York	17.76		
Southern York	16.62		
South Western	16.28		